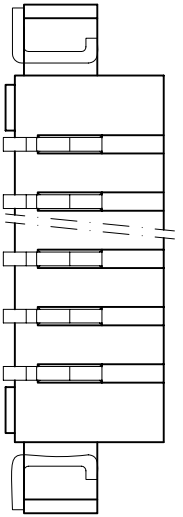
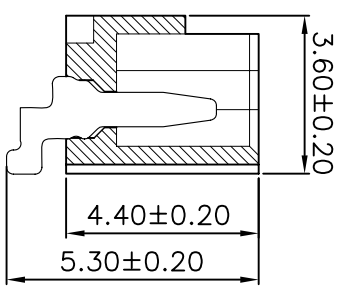
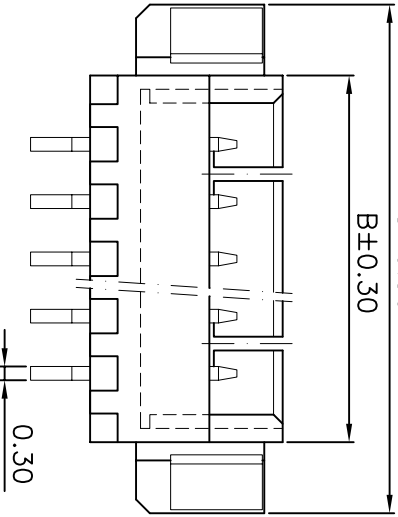


PCB LAYOUT



SPECIFICATIONS

Voltage rating: 125V AC, DC
 Current rating: 1A, AC, DC (AWG#26)
 Withstanding voltage: 500V AC/minute
 Insulation resistance: 100M Ωmin
 Temperature range: -40 °C - +85°C
 Contact resistance: 20m Ω max

WAFER

Part No.: SCT1251WR-S-XXP
 Poles: 2-16
 Material: Nylon 9T, UL94V-0
 Contact: Brass, Tin plated

PART NO	DIMENSION		
	A	B	C
SCT1251WR-S-02	1.25	4.25	7.35
SCT1251WR-S-03	2.50	5.50	8.60
SCT1251WR-S-04	3.75	6.75	9.85
SCT1251WR-S-05	5.00	8.00	11.10
SCT1251WR-S-06	6.25	9.25	12.35
SCT1251WR-S-07	7.50	10.50	13.60
SCT1251WR-S-08	8.75	11.75	14.85
SCT1251WR-S-09	10.00	13.00	16.10
SCT1251WR-S-10	11.25	14.25	17.35
SCT1251WR-S-11	12.50	15.50	18.60
SCT1251WR-S-12	13.75	16.75	19.85
SCT1251WR-S-13	15.00	18.00	21.10
SCT1251WR-S-14	16.25	19.25	22.35
SCT1251WR-S-15	17.50	20.50	23.60
SCT1251WR-S-16	18.75	21.75	24.85

SCONDAR 森康达电子有限公司
 SCONDAR ELECTRONIC LIMITED

OPERATION	DRAW	SCALE	UNIT
~ 10 ±0.15	Micky.Liu	2006/05/02	mm
DESIGN	CHECK	APPROVE	SCALE
20 ~ 30 ±0.30	Judy.Huang	Hellen.Li	A4
30 ~ Angle DIM	2006/05/02	2006/05/02	1/1
± 2'			TITLE:
			MX1.25 90C SMT WAFER
			DRAWING NO.
			SCT1251

REV	DATE	MODIFICATION DESCRIPTION	CHANGE	APPROVE	DIM	TOL	APPROVE
0	05/12/27	NEW					
1							