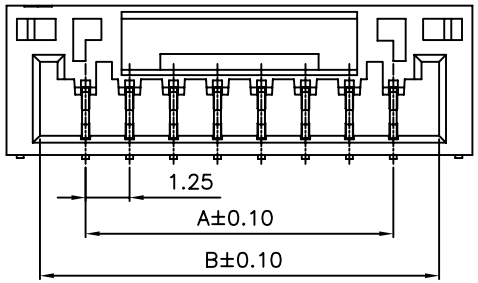

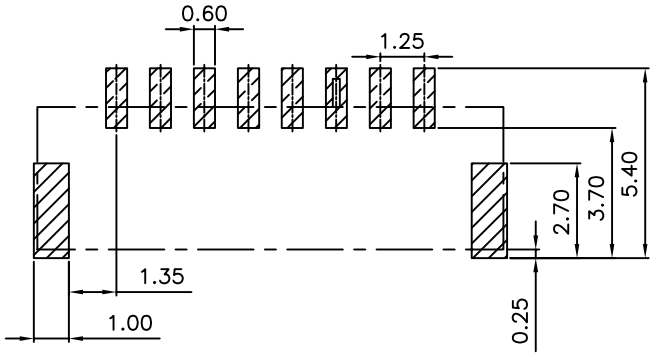

PCB LAYOUT

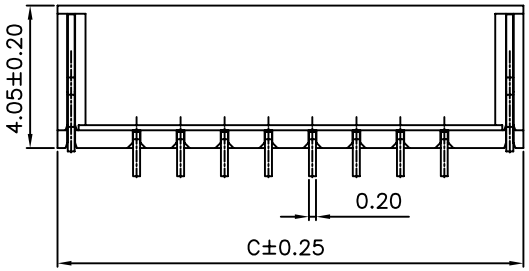

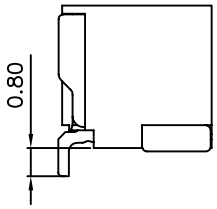

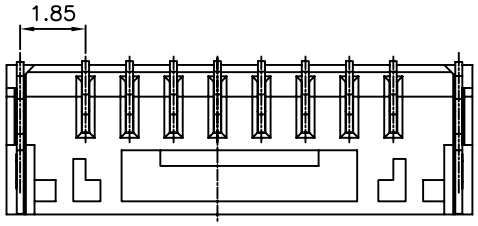

SPECIFICATIONS

Voltage rating: 150V AC,DC
Current rating: 1A,AC,DC(AWG#28)
Withstanding voltage: 500V AC/minute
Insulation resistance:100MΩmin
Temperature range:-40℃ - +85℃
Contact resistance:20mΩ max

WAFER

Part No.:SCT1258WR-S-XXP
Poles:2-15
Material:Nylon 9T,UL94V-0
Contact: Phosphor.Bronze,Tin plated

PART NO	DIMENSION		
	A	B	C
SCT1258WR-S-02	1.25	3.85	5.75
SCT1258WR-S-03	2.50	5.10	7.00
SCT1258WR-S-04	3.75	6.35	8.25
SCT1258WR-S-05	5.00	7.60	9.50
SCT1258WR-S-06	6.25	8.85	10.75
SCT1258WR-S-07	7.50	10.10	12.00
SCT1258WR-S-08	8.75	11.35	13.25
SCT1258WR-S-09	10.00	12.60	14.50
SCT1258WR-S-10	11.25	13.85	15.75
SCT1258WR-S-11	12.50	15.10	17.00
SCT1258WR-S-12	13.75	16.35	18.25
SCT1258WR-S-13	15.00	17.60	19.50
SCT1258WR-S-14	16.25	18.85	20.75
SCT1258WR-S-15	17.50	20.10	22.00

REV	DATE	MODIFICATION DESCRIPTION	CHANGE	APPROVE
0	05/12/27	NEW	———	———

OPERATION	
~ 10	±0.15
20 ~ 30	±0.30
30 ~	±0.50
Angle	± 2°
DIM	TOL

DRAW	Judy.Huang	2006/05/02
DESIGN		
CHECK	Micky.Liu	2006/05/02
APPROVE	Hellen.Li	2006/05/02

SCALE	
UNIT	mm
SIZE	A4
SHEET	1/1
PROJ.	

SCONDAR 森康达电子有限公司
SCONDAR ELECTRONIC LIMITED

PART NO.	SCT1258WR-S-XXP
TITLE:	GH1.25 90C SMT WAFER
DRAWING NO.	SCT1258WR-S-XXP