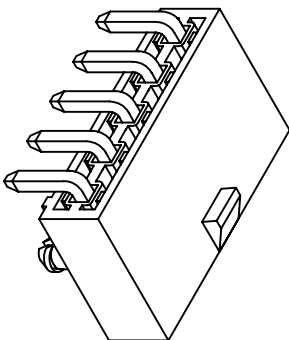
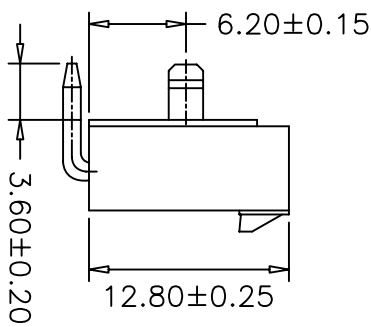
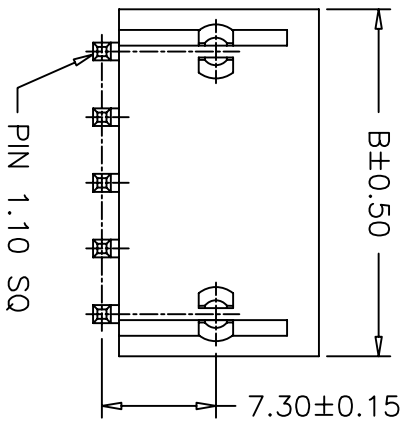


P.C.B LAYOUT



PART NO.	Dimensions	
	A	B
SCT4201WR-F-02P	4.20	9.60
SCT4201WR-F-03P	8.40	13.80
SCT4201WR-F-04P	12.60	18.00
SCT4201WR-F-05P	16.80	22.20

SPECIFICATIONS
 Voltage Rating: 600V AC/DC
 Current Rating: 9A AC/DC
 Withstanding Voltage: 1500V AC/minute
 Insulation Resistance: 1000MΩ min.
 Temperature Range: -25° C - +85° C
 Contact Resistance: 20mΩ max

WAFER
 Part No: SCT4201WR-F-XXP
 Pole: 02-05
 Material: Nylon 66, UL94V-2
 Pin: Brass, Tin plated

REV	DATE	MODIFICATION DESCRIPTION	CHANGE	APPROVE	OPERATION	DRAW	JUDY	2007.05.09	SCALE	森康达电子有限公司
0	05/12/27	NEW			~ 10 ±0.15	DESIGN			mm	SCONDAR ELECTRONIC LIMITED
					20 ~ 30 ±0.30	CHECK	MICKY	2007.05.09	A4	SCT4201WR-F-XXP
					30 ~ ±0.50	CHECK	HELLEN	2007.05.09	1/1	MOLEX4.2 90C WAFER
					Angle ± 2'	APPROVE			PROJ.	SCT4201

森康达电子有限公司
 SCONDAR ELECTRONIC LIMITED